



# Hướng dẫn cách học môn tiếng Anh lớp 6

## MỤC LỤC

<b>HƯỚNG DẪN CÁCH HỌC MÔN TIẾNG ANH 6</b> .....	12
<b>I, Đặc điểm chung :</b> .....	13
<b>II, Một số câu thông dụng trong tiết học :</b> .....	13
<b>Unit 1 : GREETINGS</b> .....	13
<b>Section A : Hello ( A1,2,3,4)</b> .....	13
By the end of the lesson Ss will be able to know to greet people and identify oneself .....	13
<b>Unit 1 : A 5,6,7,8</b> .....	15
By the end of the lesson Ss will be able to know the way asking how people are.....	15
<b>VI, Procedures :</b> .....	16
<b>Unit 1 - Section B : GOOD MORNING ( B1,2,3,4,6 )</b> .....	18
1, Grammar : simple present.....	18
<b>Unit 1 : Section C – HOW OLD ARE YOU ? ( C1,2 )</b> .....	20
<b>Unit1 : Section C – C 3,4,6</b> .....	21
I. Objectives .....	21
II. Language contents .....	21
VI.Procedures.....	22
<b>I. Theme: - Personal information</b> .....	23
<b>II. Topic: - Friends</b> .....	23
<b>III. Objectives:</b> .....	23
<b>IV. Language contents</b> .....	23
<b>V. Techniques:</b> .....	23
<b>VI. Skills:</b> .....	23
<b>VII. Teaching aids:</b> flash cards, pictures, CD player .....	23
<b>VIII. Procedures.</b> .....	23
<b>I. Theme: - Personal information</b> .....	25
<b>II. Topic: - Friends</b> .....	25
<b>III. Objectives:</b> .....	25
<b>IV. Language contents</b> .....	25
<b>V. Techniques:</b> .....	25
<b>VI. Skills:</b> .....	25
<b>VIII. Procedures.</b> .....	26
<b>I. Theme: - Personal information</b> .....	27
<b>II. Topic: - Friends</b> .....	27
<b>III. Objectives:</b> .....	27
<b>IV. Language contents</b> .....	27
<b>V. Techniques:</b> .....	27
<b>VI. Skills:</b> .....	27
<b>VIII. Procedures.</b> .....	28
<b>I. Theme: - Personal information</b> .....	29
<b>II. Topic: - Friends</b> .....	29
<b>III. Objectives:</b> .....	29
<b>IV. Language contents</b> .....	29
<b>V. Techniques:</b> .....	29
<b>VI. Skills:</b> .....	30
<b>VIII. Procedures.</b> .....	30

<b>I. Theme:</b> - <i>Personal information</i> .....	31
<b>II. Topic:</b> - <i>Friends</i> .....	31
<b>III. Objectives:</b> .....	31
<b>IV. Language contents</b> .....	31
<b>V. Techniques:</b> .....	31
<b>VI. Skills:</b> .....	31
<b>VIII. Procedures.</b> .....	32
<b>I. Theme:</b> - <i>Personal information</i> .....	33
<b>II. Topic:</b> - <i>House and Home</i> .....	33
<b>III. Objectives:</b> .....	33
By the end of the lesson, students will be able to review the names of some objects around them and know how to use plural nouns and questions in plurals. ....	33
<b>IV. Language contents</b> .....	33
<b>V. Techniques:</b> .....	33
<b>VI. Skills:</b> .....	33
<b>VIII. Procedures.</b> .....	34
<b>I. Theme:</b> - <i>Personal information</i> .....	35
<b>II. Topic:</b> - <i>House and Home</i> .....	35
<b>III. Objectives:</b> .....	35
By the end of the lesson, students will be able to ask and answer about person's age, numbers in a family. ....	35
<b>IV. Language contents</b> .....	35
<b>V. Techniques:</b> .....	35
<b>VI. Skills:</b> .....	35
<b>VIII. Procedures.</b> .....	36
<b>I. Theme:</b> - <i>Personal information</i> .....	37
<b>II. Topic:</b> - <i>House and Home</i> .....	37
<b>III. Objectives:</b> .....	37
<b>IV. Language contents</b> .....	37
<b>2. Grammar:</b> There is/ There are.....	37
<b>V. Techniques:</b> .....	37
<b>VI. Skills:</b> .....	37
<b>VIII. Procedures.</b> .....	38
<b>I. Theme:</b> - <i>Personal information</i> .....	39
<b>II. Topic:</b> - <i>House and Home</i> .....	39
<b>III. Objectives:</b> .....	39
<b>IV. Language contents</b> .....	39
<b>V. Techniques:</b> .....	39
<b>VI. Skills:</b> .....	39
<b>VIII. Procedures.</b> .....	39
<b>I. Theme:</b> - <i>Personal information</i> .....	41
<b>II. Topic:</b> - <i>House and Home</i> .....	41
<b>III. Objectives:</b> .....	41
<b>IV. Language contents</b> .....	41
<b>V. Techniques:</b> .....	41
<b>VI. Skills:</b> .....	41
<b>VII. Teaching aids:</b> Pictures, color chalks, CD player.....	41

<b>VIII. Procedures</b> .....	41
<b>I. Theme: - Personal information</b> .....	43
<b>II. Topic: - House and Home</b> .....	43
<b>III. Objectives:</b> .....	43
<b>IV. Language contents</b> .....	43
<b>V. Techniques:</b> .....	43
<b>VI. Skills:</b> .....	43
VII. Teaching aids: Pictures, color chalks, CD player.....	43
<b>VIII. Procedures</b> .....	43
<b>I. Theme: - Personal information</b> .....	45
<b>II. Topic:</b> .....	- Oneself
45	
<b>III. Objectives:</b> .....	45
<b>IV. Language contents</b> .....	45
<b>1. Vocabulary:</b> .....	45
<b>V. Techniques:</b> .....	45
<b>VI. Skills:</b> .....	45
VII. Teaching aids: Pictures, color chalks, CD player.....	45
<b>VIII. Procedures</b> .....	45
<i>Bài 1: Chọn đáp án đúng điền vào chỗ trống.</i> .....	45
13. There ..... five windows in my classroom. ....	46
14. There is ..... ruler on the table.....	46
15. My name is Mai, what is ..... name ? .....	46
16. .... are my pens.....	46
<i>Bài 3 . Hãy chọn câu trả lời đúng trong các đáp án A, B hoặc C :</i> .....	46
<i>Bài 4: Nối câu hỏi cột A với câu trả lời thích hợp cột B.</i> .....	46
<i>Bài 5: Đọc đoạn văn và chọn đáp án trả lời đúng cho các câu hỏi</i> .....	46
33. What is his name?.....	47
34. How old is he?.....	47
35. How many televisions are there in the living room?.....	47
36. How many armchairs are there? .....	47
<i>Bài 6 Sắc hiều ®o¹n vñ n rñ trñ lòi c®u hái(2®).</i> .....	47
<b>Questions:</b> .....	47
37. How many people are there in his family ? .....	47
38. How old is his father ? .....	47
39. What does he do ?.....	47
40. Is his mother a teacher? .....	47
<b>The end</b> .....	47
<b>I. Theme: - Personal information</b> .....	47
<b>II. Topic:</b> .....	- Oneself
47	
<b>III. Objectives:</b> .....	47
<b>IV. Language contents</b> .....	47
<b>1. Vocabulary:</b> .....	47
<b>V. Techniques:</b> .....	47
<b>VI. Skills:</b> .....	47
VII. Teaching aids: Testing paper.....	47

<b>VIII. Procedures.</b>	47
<b>Bài 1: Choose the best answer (4 pts)</b>	47
1) Em sẽ trả lời thế nào nếu có người hỏi thăm em: "How are you?"	47
2) Chọn câu trả lời đúng khi có người hỏi: "What's your name?"	48
3) Stand _____, please.	48
4) _____ is my teacher ? Her name is Miss Hoa	48
5) What is that ? It's _____ armchair	48
6) What are these ? _____ are desks	48
7) Hello. I _____ Hoa	48
8) This is my mother. _____ name is Hai.	48
9) Where do you live ? I live _____ Tran Phu Street	48
<b>Bài 2: Nói câu hỏi cột A với câu trả lời thích hợp cột B (2pts).</b>	48
<b>Bài 3: Đọc đoạn văn và chọn đáp án trả lời đúng cho các câu hỏi (2pts)</b>	48
1. What is his name?	48
2. How old is he?	48
3. How many televisions are there in the living room?	48
4. How many armchairs are there?	49
<b>Bài 4: Em hãy viết các số sau bằng tiếng anh: (1pt)</b>	49
<b>Ví dụ 2:</b>	49
<b>Bài 5: Em hãy trả lời câu hỏi sau bằng tiếng anh: (1pt)</b>	49
<b>THE END.</b>	49
<b>I. Theme: - Education</b>	50
<b>II. Topic: - School facilities and activities</b>	50
<b>III. Objectives:</b>	50
<b>IV. Language contents</b>	50
<b>V. Techniques: Pair work, chatting, asking and answering.</b>	50
<b>VI. Skills:</b>	50
<b>VII. Teaching aids: pictures; CD player, flash card</b>	50
<b>VIII. Procedures.</b>	50
<b>I. Theme: - Education</b>	52
<b>II. Topic: - School facilities and activities</b>	52
<b>III. Objectives:</b>	52
<b>IV. Language contents</b>	52
<b>1. Vocabulary: thousand</b>	52
<b>V. Techniques: Pair work, chatting, asking and answering.</b>	52
<b>VI. Skills:</b>	52
<b>VII. Teaching aids: Pictures; CD player, flash card</b>	52
<b>VIII. Procedures.</b>	52
<b>I. Theme: - Education</b>	54
<b>II. Topic: - School facilities and activities</b>	54
<b>III. Objectives:</b>	54
<b>IV. Language contents</b>	54
<b>V. Techniques: Pair work, chatting, asking and answering.</b>	54
<b>VI. Skills:</b>	54
<b>VII. Teaching aids: Pictures; CD player, flash card</b>	54
<b>VIII. Procedures.</b>	54
Thu	55

<b>I. Theme: - Education</b> .....	56
<b>II. Topic: - School facilities and activities</b> .....	56
<b>III. Objectives:</b> .....	56
<b>IV. Language contents</b> .....	56
<b>V. Techniques: Pair work, chatting, asking and answering.</b> .....	56
<b>VI. Skills:</b> .....	56
<b>VII. Teaching aids: Pictures; CD player, flash card</b> .....	56
<b>VIII. Procedures.</b> .....	56
<b>I. Theme: - Education</b> .....	58
<b>II. Topic: - School facilities and activities</b> .....	58
<b>III. Objectives:</b> .....	58
<b>IV. Language contents</b> .....	58
<b>V. Techniques: Pair works, Rub out and remember, matching.</b> .....	58
<b>VI. Skills:</b> .....	58
<b>VII. Teaching aids: Pictures; CD player, flash card</b> .....	58
<b>VIII. Procedures.</b> .....	58
<b>I. Theme: - Education</b> .....	60
<b>II. Topic: - School facilities and activities</b> .....	60
<b>III. Objectives:</b> .....	60
<b>IV. Language contents</b> .....	60
<b>V. Techniques: Asking and answering, pair work, chatting.</b> .....	60
<b>VI. Skills:</b> .....	60
<b>VII. Teaching aids: textbook, 45 minutes test.</b> .....	60
<b>VIII. Procedures.</b> .....	60
<b>I. Theme: - Education</b> .....	62
<b>II. Topic: - Children's life in school.</b> .....	62
<b>III. Objectives:</b> .....	62
<b>IV. Language contents</b> .....	62
<b>V. Techniques: Rub out and remember; pair work; chatting</b> .....	62
<b>VI. Skills: Listening, reading, speaking, writing.</b> .....	62
<b>VII. Teaching aids: Pictures; CD player, flash card</b> .....	62
<b>VIII. Procedures.</b> .....	62
<b>I. Theme: - Education</b> .....	64
<b>II. Topic: - Children's life in school.</b> .....	64
<b>III. Objectives:</b> .....	64
<b>IV. Language contents</b> .....	64
<b>V. Techniques: pair works; chatting, asking and answering</b> .....	64
<b>VI. Skills:</b> .....	64
<b>VII. Teaching aids: Pictures; CD player, flash card</b> .....	64
<b>VIII. Procedures.</b> .....	64
<b>I. Theme: - Education</b> .....	66
<b>II. Topic: - Children's life in school.</b> .....	66
<b>III. Objectives:</b> .....	66
<b>IV. Language contents</b> .....	66
<b>V. Techniques: pair works; chatting, asking and answering</b> .....	66
<b>VI. Skills:</b> .....	66
<b>VII. Teaching aids: Pictures; CD player, flash card</b> .....	66

<b>VIII. Procedures</b> .....	66
<b>ACTION</b> .....	67
<b>I. Theme: - Education</b> .....	68
<b>II. Topic: - Children's life in school</b> .....	68
<b>III. Objectives:</b> .....	68
<b>IV. Language contents</b> .....	68
<b>V. Techniques: pair works; chatting; lucky number; asking and answering</b> .....	68
<b>VI. Skills:</b> .....	68
<b>VII. Teaching aids: Pictures; CD player, flash card</b> .....	68
<b>VIII. Procedures</b> .....	68
<b>I. Theme: - Education</b> .....	70
<b>II. Topic: - Children's life in school</b> .....	70
<b>III. Objectives:</b> .....	70
<b>IV. Language contents</b> .....	70
<b>V. Techniques: pair works; chatting</b> .....	70
<b>VI. Skills:</b> .....	70
<b>VII. Teaching aids: Pictures; CD player, flash card</b> .....	70
<b>VIII. Procedures</b> .....	70
<b>I. Theme: - Education</b> .....	72
<b>II. Topic: - Children's life in school</b> .....	72
<b>III. Objectives:</b> .....	72
<b>IV. Language contents</b> .....	72
<b>V. Techniques: pair works; chatting</b> .....	72
<b>VI. Skills:</b> .....	72
<b>VII. Teaching aids: Pictures; USB player, flash card</b> .....	72
<b>VIII. Procedures</b> .....	72
<b>I. Theme: - Education</b> .....	74
<b>II. Topic: - Children's life in school</b> .....	74
<b>III. Objectives:</b> .....	74
<b>IV. Language contents</b> .....	74
<b>V. Techniques: pair works; chatting</b> .....	74
<b>VI. Skills:</b> .....	74
<b>VII. Teaching aids: Pictures; USB player, flash card</b> .....	74
<b>VIII. Procedures</b> .....	74
<b>I. Theme: - Community</b> .....	76
<b>II. Topic: - Places in town / city and country</b> .....	76
<b>III. Objectives:</b> .....	76
<b>IV. Language contents</b> .....	76
<b>V. Techniques: pair work, chatting, group work,</b> .....	76
<b>VI. Skills: writing</b> .....	76
<b>VII. Teaching aids: Pictures; flash card</b> .....	76
<b>VIII. Procedures</b> .....	76
<b>Unit 4 BIG OR SMALL?</b> .....	76
Which grade/class + be (is/are) + subject + in? .....	77
Subject + be (am/is/are) + in+grade/class + số cấp lớp/số lớp .....	77
Which floor + be (is/are) + subject + on? .....	77
Subject + be (is/are) + on + the + số tầng + floor .....	77

<b>Ghi chú:</b> .....	77
<i>a. thứ nhất, nhì, ba</i> .....	78
<i>b. Từ thứ tư đến thứ mười chín, ta viết như số đếm và thêm th</i> .....	78
<i>c. Từ thứ hai mươi đến thứ chín mươi chín</i> .....	78
<b>Twenty -&gt; twentieth (20<sup>th</sup>)</b> .....	78
<b>Lưu ý: Giữa phần chữ chục và phần lẻ có gạch ngang nhỏ (-)</b> .....	78
<b>1. THE PRESENT SIMPLE TENSE OF ORDINARY VERBS</b> .....	78
<b>a. Nếu chủ từ là I, we, you, they hoặc danh từ số nhiều thì động từ được chia như sau:</b> .....	78
<b>b. Nếu chủ từ là he, she, it hoặc danh từ số ít, động từ được chia phải thêm s hoặc es</b> .....	78
Subject + verb -s/es .....	78
<b>2. Hỏi về hoạt động hằng ngày</b> .....	78
What + do/does + subject + do . . . ? .....	78
<b>3. Hỏi và trả lời về giờ giấc:</b> .....	79
<b>a. Muốn hỏi giờ ta dùng câu:</b> .....	79
<b>b. Cách trả lời :</b> .....	79
<b>4. Hỏi và trả lời về thời gian của các hoạt động</b> .....	79
<b>a. Để hỏi thời gian của các hoạt động hằng ngày, ta dùng what time? (Mấy giờ)</b> .....	79
<b>What time + do/does + subject + verb . . . ?</b> .....	79
<b>b. Trả lời:</b> .....	79
Subject + verb + at + thời gian .....	79
<b>Unit 5: THINGS I DO</b> .....	79
<b>A. MY DAY (Ngày của mình)</b> .....	79
<b>1. The simple present tense of ordinary verbs (Thì hiện tại đơn của động từ thường)</b> .....	79
<b>Subject + do/does + not + verb</b> .....	79
<b>Lưu ý: - Nếu chủ từ là I, you, we, they hoặc danh từ số nhiều ta dùng trợ động từ “do”</b> .....	80
<b>2. Adverbs of time (Trạng từ chỉ thời gian)</b> .....	80
<b>B. MY ROUTINE (Việc làm thường ngày của tôi)</b> .....	80
<b>It's + số phút + to + số giờ</b> .....	80
It's + số phút + past + số giờ .....	80
<b>It's + số giờ + thirty hoặc It's + half + past + số giờ</b> .....	80
<b>On Monday (vào thứ Hai)</b> .....	80
<b>On June 1<sup>st</sup> (vào ngày 1 tháng 6)</b> .....	80
<b>At ten o'clock (vào lúc 10 giờ)</b> .....	80
<b>C. CLASSESS (Các giờ học)</b> .....	81
<b>1. Hỏi và trả lời về thời khóa biểu:</b> .....	81
<b>What + do/does + subject + have today?</b> .....	81
<b>2. When ? : Khi nào?</b> .....	81
<b>When + do/does + subject + verb?</b> .....	81
<b>I. Theme: - Community</b> .....	82
<b>II. Topic: - Places in town / city and country</b> .....	82
<b>III. Objectives:</b> .....	82
<b>IV. Language contents</b> .....	82
<b>V. Techniques: pair work, group work, chatting</b> .....	82
<b>VI. Skills:</b> .....	82
<b>VII. Teaching aids: Pictures; USB player, flash card</b> .....	82
<b>VIII. Procedures.</b> .....	82



<b>I. Theme:</b> - Community. ....	84
<b>II. Topic:</b> - Places in town / city and country. ....	84
<b>III. Objectives:</b> .....	84
<b>IV. Language contents</b> .....	84
<b>V. Techniques:</b> pair work, group work, jumble words, chatting.....	84
<b>VI. Skills:</b> .....	84
<b>VII. Teaching aids:</b> Pictures; USB player, flash card .....	84
<b>VIII. Procedures.</b> .....	84
<b>I. Theme:</b> - Community. ....	86
<b>II. Topic:</b> - Places in town / city and country. ....	86
<b>III. Objectives:</b> .....	86
<b>IV. Language contents</b> .....	86
<b>V. Techniques:</b> pair work, group work, chatting.....	86
<b>VI. Skills:</b> .....	86
<b>VII. Teaching aids:</b> Pictures; USB player, flash card .....	86
<b>VIII. Procedures.</b> .....	86
<b>I. Theme:</b> - Community. ....	88
<b>II. Topic:</b> - Places in town / city and country. ....	88
<b>III. Objectives:</b> .....	88
<b>IV. Language contents</b> .....	88
<b>V. Techniques:</b> pair work, group work, chatting.....	88
<b>VI. Skills:</b> .....	88
<b>VII. Teaching aids:</b> Pictures; USB player, flash card .....	88
<b>VIII. Procedures.</b> .....	88
<b>I. Theme:</b> - Community. ....	90
<b>II. Topic:</b> - Places in town / city and country. ....	90
<b>III. Objectives:</b> .....	90
<b>IV. Language contents</b> .....	90
<b>V. Techniques:</b> pair work, group work, chatting.....	90
<b>VI. Skills:</b> .....	90
<b>VII. Teaching aids:</b> Pictures; USB player, flash card .....	90
<b>VIII. Procedures.</b> .....	90
<b>I. Theme:</b> .....	92
<b>II. Topic:</b> .....	92
<b>III. Objectives:</b> .....	92
By the end of the lesson, students will be able to review from unit 4 to unit 6 .....	92
<b>IV. Language contents</b> .....	92
<b>V. Techniques:</b> .....	92
<b>VI. Skills:</b> .....	92
<b>VII. Teaching aids:</b> Testing paper .....	92
<b>VIII. Procedures.</b> .....	92
TEST ONE PERIOD .....	93
<b>II. Choose the correct one to fill in the blanks: (2ms)</b> .....	93
<b>III. Fill in each the gaps with a suitable prepositions.(1m)</b> .....	93
<b>IV. Give correct form of the verbs in brackets.(2ms)</b> .....	93
<b>V. Read and answer the questions: (2ms)</b> .....	93
<b>VI. Put the words in order to make meaningful sentences: (1m)</b> .....	93

<b>I/ Listen and choose the correct answer. (1.5ms)</b> .....	94
<b>II/ Choose the best words by circling the letter A, B, C or D. (2.5 ms)</b> .....	94
<b>III/ Match the questions in column A with the answers in column B. (2 ms)</b> .....	94
<b>IV/ Supply the correct verbs form. (2 ms)</b> .....	94
<b>V/ Read the following passage carefully. Then answer the questions. (2ms)</b> .....	94
1. Where is her house?.....	94
2. How old is Lan? .....	95
<b>I. Theme:</b> - Community. ....	96
<b>II. Topic:</b> - In and around the house.....	96
<b>III. Objectives:</b> .....	96
<b>IV. Language contents</b> .....	96
<b>V. Techniques:</b> pair work, group work, chatting.....	96
<b>VI. Skills: 4 Skills</b> .....	96
<b>VII. Teaching aids:</b> Pictures; USB player, flash card .....	96
<b>VIII. Procedures.</b> .....	96
<b>I. Theme:</b> - Community. ....	98
<b>II. Topic:</b> - In and around the house.....	98
<b>III. Objectives:</b> .....	98
<b>IV. Language contents</b> .....	98
<b>V. Techniques:</b> pair work, group work, chatting.....	98
<b>VI. Skills: 4 Skills</b> .....	98
<b>VII. Teaching aids:</b> Pictures; USB player, flash card .....	98
<b>VIII. Procedures.</b> .....	98
<b>I. Theme:</b> - Community. ....	100
<b>III. Objectives:</b> .....	100
<b>IV. Language contents</b> .....	100
<b>VI. Skills: 4 Skills</b> .....	100
<b>VII. Teaching aids:</b> Pictures; USB player, flash card .....	100
<b>VIII. Procedures.</b> .....	100
<b>I. Theme:</b> .....	102
<b>II. Topic:</b> .....	102
<b>III. Objectives:</b> .....	102
<b>IV. Language contents</b> .....	102
<b>V. Techniques:</b> .....	102
<b>VI. Skills:</b> .....	102
<b>VII. Teaching aids:</b> Testing paper .....	102
<b>VIII. Procedures.</b> .....	102
<b>I. Theme:</b> - Community. ....	104
<b>III. Objectives:</b> .....	104
<b>IV. Language contents</b> .....	104
<b>VI. Skills: 4 Skills</b> .....	104
<b>VII. Teaching aids:</b> Pictures; USB player, flash card .....	104
<b>VIII. Procedures.</b> .....	104
<b>I. Theme:</b> - Community. ....	106
<b>III. Objectives:</b> .....	106
<b>IV. Language contents</b> .....	106
<b>VI. Skills: 4 Skills</b> .....	106

<b>VII. Teaching aids:</b> Pictures; USB player, flash card .....	106
<b>VIII. Procedures.</b> .....	106
<b>I. Theme:</b> - Community. ....	108
<b>II. Topic:</b> - Transportation. ....	108
<b>III. Objectives:</b> .....	108
<b>IV. Language contents</b> .....	108
<b>VI. Skills: 4 Skills</b> .....	108
<b>VII. Teaching aids:</b> Pictures; USB player, flash card .....	108
<b>VIII. Procedures.</b> .....	108
What + be + S + V-ing ?.....	108
<b>I. Theme:</b> - Community. ....	110
<b>II. Topic:</b> - Transportation. ....	110
<b>III. Objectives:</b> .....	110
<b>IV. Language contents</b> .....	110
<b>V. Techniques:</b> pair work, slap the board.....	110
<b>VI. Skills: 4 Skills</b> .....	110
<b>VII. Teaching aids:</b> Pictures; USB player, flash card .....	110
<b>VIII. Procedures.</b> .....	110
<b>I. Theme:</b> - Community. ....	112
<b>II. Topic:</b> - Transportation. ....	112
<b>III. Objectives:</b> .....	112
<b>IV. Language contents</b> .....	112
<b>V. Techniques:</b> pair work, slap the board.....	112
<b>VI. Skills: 4 Skills</b> .....	112
<b>VII. Teaching aids:</b> Pictures; USB player, flash card .....	112
<b>VIII. Procedures.</b> .....	112
<b>I. Theme:</b> - Community. ....	114
<b>II. Topic:</b> - Transportation. ....	114
<b>III. Objectives:</b> .....	114
<b>IV. Language contents</b> .....	114
<b>V. Techniques:</b> pair work, chatting.....	114
<b>VI. Skills: 4 Skills</b> .....	114
<b>VII. Teaching aids:</b> Pictures; USB player, flash card .....	114
<b>VIII. Procedures.</b> .....	114
<b>I. Theme:</b> - Community. ....	116
<b>II. Topic:</b> - Transportation. ....	116
<b>III. Objectives:</b> .....	116
<b>IV. Language contents</b> .....	116
<b>VI. Skills: 4 Skills</b> .....	116
<b>VII. Teaching aids:</b> Pictures; USB player, flash card .....	116
<b>VIII. Procedures.</b> .....	116
<b>I. Theme:</b> - Community. ....	118
<b>II. Topic:</b> - Transportation. ....	118
<b>III. Objectives:</b> .....	118
<b>IV. Language contents</b> .....	118
<b>VI. Skills: 4 Skills</b> .....	118
<b>VII. Teaching aids:</b> Pictures; flash card .....	118

<b>VIII. Procedures.</b> .....	118
<b>I. Theme:</b> .....	120
<b>II. Topic:</b> .....	120
<b>III. Objectives:</b> .....	120
<b>IV. Language contents</b> .....	120
<b>VI. Skills: 4 Skills</b> .....	120
<b>VII. Teaching aids:</b> Pictures; flash card .....	120
<b>VIII. Procedures.</b> .....	120
<b>I. Theme:</b> .....	122
<b>II. Topic:</b> .....	122
<b>III. Objectives:</b> .....	122
<b>IV. Language contents</b> .....	122
<b>VI. Skills: 4 Skills</b> .....	122
<b>VII. Teaching aids:</b> Pictures; flash card .....	122
<b>VIII. Procedures.</b> .....	122
<b>I. Theme:</b> .....	124
<b>II. Topic:</b> .....	124
<b>III. Objectives:</b> .....	124
<b>IV. Language contents</b> .....	124
<b>VI. Skills: 4 Skills</b> .....	124
<b>VII. Teaching aids:</b> Pictures; flash card .....	124
<b>VIII. Procedures.</b> .....	124
<b>I. Theme:</b> .....	126
<b>II. Topic:</b> .....	126
<b>III. Objectives:</b> .....	126
<b>IV. Language contents</b> .....	126
<b>VI. Skills: 4 Skills</b> .....	126
<b>VII. Teaching aids:</b> Pictures; flash card .....	126
<b>VIII. Procedures.</b> .....	126
<b>I. Choose the best answer to complete each of the following sentences. ( 2.5pts )</b> .....	128
<b>II. Write the correct tense of the verbs in brackets ( 2pts )</b> .....	128
<b>III. Answer the following questions ( 2pts )</b> .....	128
<b>IV. Read the following passage and then answer the questions below it. ( 2.5pts )</b> .....	129
<b>Questions</b> .....	129
<b>V. Make questions for the underline words ( 1pt )</b> .....	129

## **I, Đặc điểm chung :**

- Tiếng Anh lớp 6 là cuốn sách đầu tiên của bộ sách dạy tiếng Anh 4 năm dùng cho các trường THCS . Nội dung quyển sách là những chủ điểm gắn gũi với cuộc sống , sát thực với mục đích , nhu cầu và hứng thú của các em .
- Tiếng Anh 6 giúp các em bước đầu làm quen với tiếng Anh đồng thời giúp các em luyện tập để có thể nghe , nói , đọc và viết được tiếng Anh ở mức độ đơn giản thông qua các bài học phong phú và sinh động .
- Tiếng Anh 6 gồm 16 đơn vị bài học . Mỗi đơn vị gồm 2 đến 3 phần ( A, B , C ) tương ứng với các chủ đề có liên quan chặt chẽ với nhau . Mỗi phần được học từ 1 đến 2 tiết học 45 phút , hs tiếp thu bài học thông qua tranh ảnh , băng đĩa và sự hướng dẫn của gv ...

## **II, Một số câu thông dụng trong tiết học :**

- Look at the board : Hãy nhìn lên bảng
- Listen : Lắng nghe
- Listen and repeat : Nghe và lặp lại
- Read : đọc
- Write : viết
- Good morning , teacher : chào cô ( thầy )
- Goodbye , teacher : tạm biệt cô ( thầy )
- See you again : hẹn gặp lại
- May I go out ? xin phép em ra ngoài được không ?
- May I come in ? xin phép em vào lớp được không ?

### **Unit 1 : GREETINGS**

#### **Section A : Hello ( A1,2,3,4)**

#### **I , Objectives :**

By the end of the lesson Ss will be able to know to greet people and identify oneself

- II, Language contents :
- 1, Grammar : Tobe
  - 2, Vocabulary : hi , hello, name
- III, Techniques : Listen and repeat , speak
- IV, Teaching aids : cassette player , pictures
- V, Times : 45 minutes
- VI, Procedures

T and Ss'activities	Contents
<p>1, <u>Warm-up</u> : ( 5' )                      T : introduces the picture and sets the situation .                      Ss: look at the picture and guess what the                      Ss are talking about .                      T : introduces the new lesson</p> <p>2, <u>New lesson</u>                      A, <u>Presentation</u> : ( 12' )                      T : gives the situation                      Ss: listen and repeat the tape                      T : introduces new words                      Ss: listen and repeat . Then practice                      T : corrects their mistakes and explains the way to use “hi” and “hello”.</p> <p>B, <u>Practice</u> : ( 23' )                      T : asks Ss to practice                      Ss: practice saying “hi” and “hello” in pairs .                      T : corrects their mistakes                      T : introduces the situation                      Ss: listen and repeat the tape                      T : gives new words                      Ss: listen and repeat . Then practice                      T : explains how to identify oneself                      Ss : take note and give examples                      T : plays the tape                      Ss : listen and repeat . Then practice                      T : corrects their mistakes</p> <p>T : asks Ss to practice following the model first</p>	<div data-bbox="1036 457 1188 827" data-label="Image"> </div> <p>1, <u>Listen and repeat</u> :  <u>New words</u> :                      - Hello : ( explanation )                      - Hi : ( explanation )</p> <p>2, <u>Practice</u> :</p> <p>3, <u>Listen and repeat</u> :                      A, <u>New words</u>                      - Tobe : is, am : ( translation )                      - name : ( example )                      B, <u>Grammar</u> : Cách tự giới thiệu tên mình                      - <b>I am ( I'm ) + tên : tôi là ....</b>                      ex : I am Nga                            I'm Hoa                      - <b>My name is( My name's ) + tên : tên tôi là...</b>                      ex : My name is Ba                            My name's Nam</p> <p>4, <u>Practice with a group</u> :</p>

<p>Ss: practice in groups Ss : practice using their own names Ss : comment T : corrects their mistakes 3, <u>Consolidation</u> : ( 3' ) T : reviews the main points Ss: listen and remember 4, <u>Homework</u> ( 2' ) T : asks Ss to :</p> <p>Ss : take note</p>	<p>-Learn by heart new words and structures - Do A 1,2 in workbook</p>
--	--

*Week 1 - Period 3*

**Unit 1 : A 5,6,7,8**

I, Objectives :

By the end of the lesson Ss will be able to know the way asking how people are

II, Language contents :

1, Grammar : simple present – question : How are you ?

2, Vocabulary : How are you ?

Fine / I'm fine

Thanks / thank you

And you ?

III, Techniques : listen and repeat , speak , write

IV, Teaching aids : pictures , dialogue build

V, Time : 45 minutes

VI, Procedures :

T and Ss' activities	Contents
<p>1, <u>Warm-up</u> :( 5' )</p> <p>T : greets Ss and identifies her name</p> <p>Ss : do the same</p> <p>T : asks some Ss write on the board</p> <p>Ss : comment</p> <p>( T : corrects and gives marks )</p> <p>2, <u>New lesson</u> :</p> <p>A, <u>Presentation</u> : ( 10' )</p> <p>T: sets the situation ( using picture ) and plays the tape</p> <p>Ss : listen and find out new words</p> <p>T : gives new words</p> <p>Ss : guess the meaning and take note</p> <p>T : reads new words</p> <p>Ss : listen and repeat . Then practice</p> <p>T : corrects their mistakes and plays the tape</p> <p>Ss : listen and repeat</p> <p>Ss : play role</p> <p>Ss : comment - T : corrects</p> <p>B, <u>Practice</u> : ( 25' )</p> <p>T: shows picture between Miss Hoa &amp; Mr. Hung and guides the way to practice ( using dialogue build )</p> <p>T : gives new words</p> <p>Ss: take note , listen and repeat . Then practice .</p> <p>Ss: base on dialogue 5 to practice</p> <p>Ss: play role</p> <p>Ss : comment - T : corrects</p> <p>Ss: do the same with picture between Nam and Nga</p> <p>Ss : play role</p>	<div data-bbox="834 541 1321 1087" data-label="Image"> </div> <p>5, <u>Listen and repeat</u> :</p> <p><u>New words</u> :</p> <ul style="list-style-type: none"> <li>- How are you ? : ( guiding questions )</li> <li>- fine / I'm fine : ( example )</li> <li>- thanks / thank you : ( explanation )</li> <li>- and you ? : ( ex &amp; explanation )</li> </ul> <p>6, <u>Practice with a partner</u> :</p> <ul style="list-style-type: none"> <li>- Miss : ( translation )</li> <li>- Mrs : ( ex &amp; translation )</li> <li>- Mr. : ( ex )</li> </ul>



T : correctss their mistakes



Miss Hoa

Mr. Hung

T : introduces the dialogue build and guides the way to exercise

Ss : practice in pairs

T : corrects their mistakes

Ss: take note in their exercise books

### 3, Consolidation : ( 4' )

T : review the main points

Ss : listen and remember

T : asks Ss to say again the way to greeting people and identify oneself

Ss : answer

T : corrects - Ss : take note

### 4, Homework : ( 1' )

T : asks Ss to :

Ss : take note

Mr. Hung : Hi , Miss Hoa .

Miss Hoa : Hello , Mr. Hung .

Mr. Hung : How are you ?

Miss Hoa : I'm fine , thanks . And you ?

Mr. Hung : Fine , thanks .

### 7, Write in your exercise book .

Nam : Hello , Lan . How are you ?

Lan : Hi , I'm fine , thanks . And you ?

Nam : Fine , thank you .

### 8, Remember .

- Hello / Hi

- I am ... = I'm ...

- My name is ... = My name's ...

- How are you ?

I'm fine , thanks / thank you .

- Learn by heart new words and structures

- Write A6 , 7 in notebook

- Do A3 in workbook

*Week 2 - Period 4*

**Unit 1 - Section B : GOOD MORNING ( B1,2,3,4,6 )**

I, Objectives :

- By the end of the lesson Ss will be able to know saying goodbye

II, Language contents :

1, Grammar : simple present



2, Vocabulary : good morning , good afternoon , good evening , good night , goodbye , bye , children .

III, Techniques : Listen and repeat , speak , write .

IV, Teaching aids : cassette player , pictures .

V, Times : 45 minutes

VI, Procedures :

T and Ss' activities	Contents
<p>1, <u>Warm-up</u> : ( 3' )                      T: calls 2 pairs to practice greeting &amp; asking how the people are .                      Ss : practice in pairs                      Ss : comment                      T : corrects their mistakes and introduces new lesson .</p> <p>2, <u>New lesson</u> :</p> <p>A, <u>Presentation</u> : ( 13' )                      T : asks Ss to look at the pictures and sets the situation                      Ss : look at the pictures and listen                      T : plays the tape                      Ss : listen and repeat                      T : introduces new words                      Ss : guess the meaning and take note                      T : reads new words                      Ss : listen and repeat . Then practice                      T : corrects their mistakes and plays tape                      Ss : listen and repeat . Then practice</p> <p>B, <u>Practice</u> ( 25' )                      T : shows the pictures and explains the way using again                      Ss : practice with their partners                      Ss : comment - T : corrects</p> <p><u>Review</u> : Back the board ( may be let Ss</p>	<p>1, <u>Listen and repeat</u> .                      - good morning : ( picture &amp; explaining )                      - good afternoon : ( picture &amp; explaining )                      - good evening : ( picture &amp; explaining )                      - good night : ( picture &amp; explaining )                      - goodbye / bye : ( mime )</p> <p>2, <u>Practice with a partner</u>.</p> <div style="display: flex; justify-content: space-around; align-items: center;"> <div style="text-align: center;">  <p>Good morning</p> </div> <div style="text-align: center;">  <p>Good afternoon</p> </div> </div>

saying in Vietnamese )

T : sets the situation and plays the tape  
 Ss : listen and find out new words  
 T : gives new words – reads  
 Ss : listen , repeat and practice  
 T : plays the tape  
 Ss : listen and repeat . Then practice in pairs  
 T : controls & corrects

T : hangs flashcard on the board & guides the way to do task  
 Ss : practice in pairs  
 Ss : comment - T : corrects  
 Ss : take note ( may be at home )

3. Consolidation ( 3' )

T : reviews the main points  
 Ss : listen and remember  
 Ss : practice saying greetings again  
 T : controls & corrects

4. Homework ( 1' )

T : asks Ss to :

Ss : listen and take note



Good evening                      Good night

3. Listen and repeat .

- children : ( picture & explaining )
- We are ... = We're ....: ( translation )
- mom : ( example )

4. Write

Lan : Good afternoon , Nga

Nga : **Good afternoon , Lan**

Lan : How are you ?

Nga : **I am fine , thanks . And you ?**

Lan : Fine , thanks

Nga : Goodbye

Lan : **Bye** .

6. Remember

Good morning

Good night

Good afternoon

Goodbye = Bye

Good evening

We're ... = We are

...

- Learn by heart new words & structures
- Do the rest exercises and B1,2,3 in workbook
- Prepare the next period

**Week 2 - Period 5**

**Unit 1 : Section C – HOW OLD ARE YOU ? ( C1,2)**

**I. Objectives**

At the end of the lesson Ss will be able to count from one to twenty

**II. Language contents**


Vocabulary : numbers

**III. Techniques** : listen and repeat , speaking

**IV. Teaching aids** : cassette player , flashcard

**V. Times** : 45 minutes

**VI. Procedures**

T and Ss' activities	Contents																				
<p>1. <u>Warm-up</u> ( 6' ) T and Ss talk about how people are &amp; greetings T : introduces the new lesson</p> <p>2. <u>New lesson</u> a. <u>Presentation</u> T : plays the tape once . Then introduces numbers Ss: listen and look at the flashcard T : plays each line Ss: listen and repeat . Then practice counting numbers from one to twenty T : controls &amp; corrects</p> <p>b. <u>practice</u> T : guides the way to pronounce numbers Ss : count from one to twenty Ss: count from twenty to one</p>	<p>1. <u>Listen and repeat</u></p>  <p>The grid contains the following numbers and names:</p> <table border="1"> <tr> <td>1 one</td> <td>2 two</td> <td>3 three</td> <td>4 four</td> <td>5 five</td> </tr> <tr> <td>6 six</td> <td>7 seven</td> <td>8 eight</td> <td>9 nine</td> <td>10 ten</td> </tr> <tr> <td>11 eleven</td> <td>12 twelve</td> <td>13 thirteen</td> <td>14 fourteen</td> <td>15 fifteen</td> </tr> <tr> <td>16 sixteen</td> <td>17 seventeen</td> <td>18 eighteen</td> <td>19 nineteen</td> <td>20 twenty</td> </tr> </table>	1 one	2 two	3 three	4 four	5 five	6 six	7 seven	8 eight	9 nine	10 ten	11 eleven	12 twelve	13 thirteen	14 fourteen	15 fifteen	16 sixteen	17 seventeen	18 eighteen	19 nineteen	20 twenty
1 one	2 two	3 three	4 four	5 five																	
6 six	7 seven	8 eight	9 nine	10 ten																	
11 eleven	12 twelve	13 thirteen	14 fourteen	15 fifteen																	
16 sixteen	17 seventeen	18 eighteen	19 nineteen	20 twenty																	